

Change Notice


M Series

Discontinuation of Inactive M Series Toggle Configurations

Type of Change:

- Engineering Part Number
- Product Appearance

NKK Switches will be discontinuing a limited number of models from the M Series Toggles. This will apply to standard and custom switches, including those with UL and CSA markings. Below and the following page highlight the various options of toggles to be discontinued: those with specific levers, bushings and terminals. Following page 2 are the effected part numbers.



Various M Series Toggle Switches will be Discontinued

TOGGLE LEVERS TO BE DISCONTINUED			
SMALL TOGGLES		LARGE TOGGLE	
<p>Q .550" (14.0mm) Cone</p>	<p>Q2 .642" (16.3mm) Cone</p>	<p>D .840" (21.3mm) Color Capped Cone Supplied with Cap AT460</p> <p>Colors: Black White Red Yellow Green Blue</p>	<p>R .610" (15.5mm) Large Flatted</p>
BUSHINGS TO BE DISCONTINUED			
<p>D4 6mm/.350" (8.9mm) Threaded with D Flat</p>		<p>LL8 6mm/.295" (7.5mm) Threaded Splashproof with D Flat</p>	

Effective Date

Orders from the release date of this notice for the discontinued products specified are considered noncancelable, nonreturnable (NCNR). Orders for any of the discontinued products listed will be accepted through June 30, 2022. The end of sales date is December 30, 2022.



www.nkkswitches.com • 1.877.2BUYNKK (228.9655)
7850 East Gelding Drive • Scottsdale, AZ 85260 • Telephone 480.991.0942 • Fax 480.998.1435

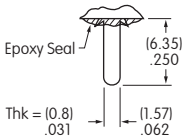
Change Notice

M Series

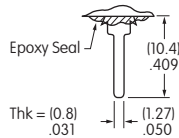
Discontinuation of Inactive M Series Toggle Configurations

TERMINALS TO BE DISCONTINUED

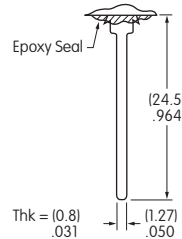
02 .062" (1.57mm) Wide Quick Connect



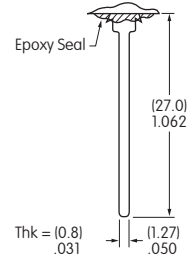
05 .409" (10.4mm) Wire-wrap or Extended PC



07 .964" (24.5mm) Wire-wrap or Extended PC

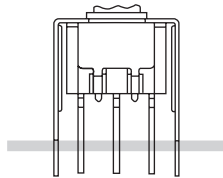


08 1.062" (27.0mm) Wire-wrap or Extended PC

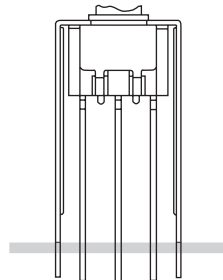


TERMINALS WITH REINFORCED BRACKET TO BE DISCONTINUED

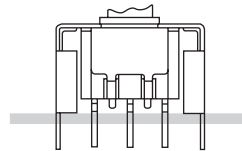
15 .409" (10.4mm) Terminal with .630" (16.0mm) Bracket



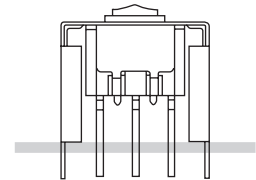
17 .964" (24.5mm) Terminal with 1.150" (29.2mm) Bracket



23 .250" (6.35mm) Terminal with .465" (11.8mm) Bracket

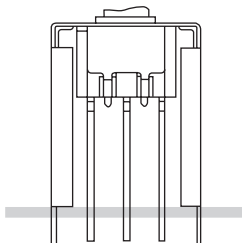


25 .425" (10.8mm) Terminal with .630" (16.0mm) Bracket

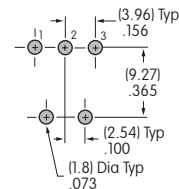
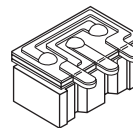


ANGLE PC MOUNT WITH REVERSE CIRCUIT

26 .748" (19.0mm) Terminal with .953" (24.2mm) Bracket



32 Right Angle PCB with Reverse Circuit (1 Pole & 0.4VA Rating Only)



www.nkkswitches.com • 1.877.2BUYNKK (228.9655)

7850 East Gelding Drive • Scottsdale, AZ 85260 • Telephone 480.991.0942 • Fax 480.998.1435

Part number list of Product Change Notice - GL-002

- Note 1: List of discontinuing part numbers that NKK Switches of America has sold since 1/1/2018. Part numbers that NKK Switches of America has not sold since 1/1/2018 do not appear on this list.
- Note 2: Part numbers listed on "NKK's closest product" column shows NKK Switches' best recommendation and they are not a direct replacement. Please review the product datasheet when considering to use the recommended part numbers.
- Note 3: Contact NKK Switches (engineering@nkkswitches.com) for further questions.

<u>M Toggle</u>			
	Discontinuing Part Numbers	NKK's closest product	Notes
STANDARD	M2011B2B1W02	M2011B2B1W01	Quick connect terminal changes to solder lug
CUSTOM	M2011B2B1W02-AT401A	M2011B2B1W01-AT401A	Quick connect terminal changes to solder lug
CUSTOM	M2011B2B1W02-AT401H	M2011B2B1W01-AT401H	Quick connect terminal changes to solder lug
CUSTOM	M2011B2B1W02-AT401S	M2011B2B1W01-AT401S	Quick connect terminal changes to solder lug
CUSTOM	M2011B2B1W02-AT4181	M2011B2B1W01-AT4181	Quick connect terminal changes to solder lug
STANDARD	M2011LL8W01	M2011LL3W01	Metric thread (M6) changes to Inch (1/4-40) on the bushing. Mounting hardware comes with the switch
STANDARD	M2011QS1W01	M2011SS1W01	Lever shape changes
STANDARD	M2011S3S1W02	M2011S3S1W01	Quick connect terminal changes to solder lug
STANDARD	M2011S3S4W05	M2011S3S1W01 or M2011S3S1W03	Wirewrap terminal changes to solder lug or PC thru terminal
STANDARD	M2011SD3W02	M2011SD3W01	Quick connect terminal changes to solder lug
STANDARD	M2011SS1W02	M2011SS1W01	Quick connect terminal changes to solder lug
STANDARD	M2011SS1W02-BA	M2011SS1W01-BA	Quick connect terminal changes to solder lug
STANDARD	M2011SS1W02-BC	M2011SS1W01-BC	Quick connect terminal changes to solder lug
STANDARD	M2011SS1W02-BE	M2011SS1W01-BE	Quick connect terminal changes to solder lug
STANDARD	M2011SS1W02-BG	M2011SS1W01-BG	Quick connect terminal changes to solder lug
STANDARD	M2012EA1W15	M2012EA1W13	Terminal and bracket pin length changes
STANDARD	M2012ED4W01	M2012ED1W01	Metric thread (M6) changes to Inch (1/4-40) on the bushing. Mounting hardware comes with the switch
STANDARD	M2012ES1A25	M2012ES1A13	Terminal and bracket pin length and shape changes
STANDARD	M2012ES1G02	M2012ES1G01	Quick connect terminal changes to solder lug
STANDARD	M2012LL1G05	M2012LL1G01	Terminal shape changes
STANDARD	M2012LL1W02	M2012LL1W01	Quick connect terminal changes to solder lug
STANDARD	M2012LL2G25	M2012LL2G13	Terminal and bracket pin length and shape changes
STANDARD	M2012LL8G01	M2012LL3G01	Metric thread (M6) changes to Inch (1/4-40) on the bushing. Mounting hardware comes with the switch
STANDARD	M2012Q2S1W01	M2012SS1W01	Lever shape changes
STANDARD	M2012QS1W01	M2012SS1W01	Lever shape changes

STANDARD	M2012S2A1G32	M2012S2A1G32	Terminal style changes. Reverse circuit to standard circuit
STANDARD	M2012S2A2G26	M2012S2A2G13	Terminal and bracket pin length and style changes
STANDARD	M2012S2A2W25/CUL	M2012S2A2W13/CUL	Terminal and bracket pin length and shape changes
STANDARD	M2012S2A2W25/UC	M2012S2A2W13/UC	Terminal and bracket pin length and shape changes
STANDARD	M2012SA1G15	M2012SA1G13	Terminal and bracket pin length changes
STANDARD	M2012SA1W05	M2012SA1W01	Terminal shape changes
STANDARD	M2012SA2W23	M2012SA2W13	Bracket shape changes
STANDARD	M2012SS1G02	M2012SS1G01	Quick connect terminal changes to solder lug
STANDARD	M2012SS1W02	M2012SS1W01	Quick connect terminal changes to solder lug
STANDARD	M2012SS1W02-BA	M2012SS1W01-BA	Quick connect terminal changes to solder lug
STANDARD	M2012SS1W15	M2012SS1W13	Terminal and bracket pin length changes
CUSTOM	M2012SS1W15/209	N/A	Contact NKK Switches of America for possible options
CUSTOM	M2012SS1W15/214	N/A	Contact NKK Switches of America for possible options
STANDARD	M2012SS1W17	M2012SS1W13	Terminal and bracket pin length changes
STANDARD	M2012SS1W25	M2012SS1W13	Terminal and bracket pin length and shape changes
STANDARD	M2012SS2W08	M2012SS2W01 or M2012SS2W03	Terminal shape changes (Wirewrap to solder lug or PC thru)
CUSTOM	M2012X010	N/A	Contact NKK Switches of America for possible options
CUSTOM	M2013CA1W02	N/A	Contact NKK Switches of America for possible options
CUSTOM	M2013CA1W02-C	N/A	Contact NKK Switches of America for possible options
STANDARD	M2013ES1G05	M2013ES1G01	Terminal shape changes
STANDARD	M2013Q2S1W01	M2013SS1W01	Lever shape changes
STANDARD	M2013QD3G01	M2013SD3G01	Lever shape changes
STANDARD	M2013QS1W01	M2013SS1W01	Lever shape changes
STANDARD	M2013S2A2G15	M2013S2A2G13	Terminal and bracket pin length changes
STANDARD	M2013S2S1W02	M2013S2S1W01	Quick connect terminal changes to solder lug
STANDARD	M2013S3S4W05	M2013S3S4W01	Terminal shape changes
STANDARD	M2013SS1W02	M2013SS1W01	Quick connect terminal changes to solder lug
STANDARD	M2013SS1W02-BA	M2013SS1W01-BA	Quick connect terminal changes to solder lug
STANDARD	M2013SS1W08	M2013SS1W01 or M2013SS1W03	Terminal shape changes (Wirewrap to solder lug or PC thru)
STANDARD	M2013SS2G23	M2013SS2G13	Bracket shape changes
STANDARD	M2015E2S1W02	M2015E2S1W01	Quick connect terminal changes to solder lug
STANDARD	M2015RB1W01	M2015BB1W01	Lever shape changes
STANDARD	M2015SD1G02	M2015SD1G01	Quick connect terminal changes to solder lug

STANDARD	M2015SD3G02	M2015SD3G01	Quick connect terminal changes to solder lug
STANDARD	M2015SD4G02	M2015SD1G01	Quick connect terminal changes to solder lug Metric thread (M6) changes to Inch (1/4-40) on the bushing. Mounting hardware comes with the switch
STANDARD	M2015SD8G02	M2015SD3G01	Quick connect terminal changes to solder lug Metric thread (M6) changes to Inch (1/4-40) on the bushing. Mounting hardware comes with the switch
STANDARD	M2015SS1G02	M2015SS1G01	Quick connect terminal changes to solder lug
STANDARD	M2015SS2G23	M2015SS2G13	Bracket shape changes
STANDARD	M2018ES2A23	M2018ES2A13	Bracket shape changes
STANDARD	M2018ES2A25	M2018ES2A13	Terminal and bracket pin length and shape changes
STANDARD	M2018Q2S2W15	M2018SS2W13	Lever shape changes Terminal and bracket pin length changes
STANDARD	M2018QD1W01	M2018SD1W01	Lever shape changes
STANDARD	M2018RB1W01	M2018BB1W01	Lever shape changes
STANDARD	M2018SA2W23	M2018SA2W13	Bracket shape changes
STANDARD	M2018SD4G02	M2018SD1G01	Quick connect terminal changes to solder lug Metric thread (M6) changes to Inch (1/4-40) on the bushing. Mounting hardware comes with the switch
STANDARD	M2018SD8G02	M2018SD3G01	Quick connect terminal changes to solder lug Metric thread (M6) changes to Inch (1/4-40) on the bushing. Mounting hardware comes with the switch
STANDARD	M2018SS1W02	M2018SS1W01	Quick connect terminal changes to solder lug
STANDARD	M2019B2B1A02	M2019B2B1A01	Quick connect terminal changes to solder lug
STANDARD	M2019B2B1A02/UC	M2019B2B1A01/UC	Quick connect terminal changes to solder lug
CUSTOM	M2019B2B1A02/UC-AT401A	M2019B2B1A01/UC-AT401A	Quick connect terminal changes to solder lug
CUSTOM	M2019B2B1A02/UC-AT401H	M2019B2B1A01/UC-AT401H	Quick connect terminal changes to solder lug
CUSTOM	M2019B2B1A02/UC-AT401S	M2019B2B1A01/UC-AT401S	Quick connect terminal changes to solder lug
CUSTOM	M2019B2B1A02/UC-AT4181	M2019B2B1A01/UC-AT4181	Quick connect terminal changes to solder lug
CUSTOM	M2019B2B1A02-AT401A	M2019B2B1A01-AT401A	Quick connect terminal changes to solder lug
CUSTOM	M2019B2B1A02-AT401H	M2019B2B1A01-AT401H	Quick connect terminal changes to solder lug
CUSTOM	M2019B2B1A02-AT401S	M2019B2B1A01-AT401S	Quick connect terminal changes to solder lug
CUSTOM	M2019B2B1A02-AT4181	M2019B2B1A01-AT4181	Quick connect terminal changes to solder lug
STANDARD	M2019EA1G15	M2019EA1G13	Terminal and bracket pin length changes
CUSTOM	M2019EA1G15/209	N/A	Contact NKK Switches of America for possible options

STANDARD	M2019QA1G01	M2019SA1G01	Lever shape changes
CUSTOM	M2019QA1G01/214	N/A	Contact NKK Switches of America for possible options
STANDARD	M2019QS1W01	M2019SS1W01	Lever shape changes
STANDARD	M2019RB1G03	M2019BB1G03	Lever shape changes
STANDARD	M2019RB1W01	M2019BB1W01	Lever shape changes
CUSTOM	M2019X002	N/A	Contact NKK Switches of America for possible options
STANDARD	M2021B2B1W02	M2021B2B1W01	Quick connect terminal changes to solder lug
CUSTOM	M2021B2B1W02-AT401A	M2021B2B1W01-AT401A	Quick connect terminal changes to solder lug
CUSTOM	M2021B2B1W02-AT401H	M2021B2B1W01-AT401H	Quick connect terminal changes to solder lug
CUSTOM	M2021B2B1W02-AT401S	M2021B2B1W01-AT401S	Quick connect terminal changes to solder lug
CUSTOM	M2021B2B1W02-AT4181	M2021B2B1W01-AT4181	Quick connect terminal changes to solder lug
STANDARD	M2021B2B1W02-VC	M2021B2B1W01-VC	Quick connect terminal changes to solder lug
CUSTOM	M2021B2B1W02-VC-AT401A	M2021B2B1W01-VC-AT401A	Quick connect terminal changes to solder lug
CUSTOM	M2021B2B1W02-VC-AT401H	M2021B2B1W01-VC-AT401H	Quick connect terminal changes to solder lug
CUSTOM	M2021B2B1W02-VC-AT401S	M2021B2B1W01-VC-AT401S	Quick connect terminal changes to solder lug
CUSTOM	M2021B2B1W02-VC-AT4181	M2021B2B1W01-VC-AT4181	Quick connect terminal changes to solder lug
STANDARD	M2021B2B3W02	M2021B2B3W01	Quick connect terminal changes to solder lug
STANDARD	M2021B2B3W02-VC	M2021B2B3W01-VC	Quick connect terminal changes to solder lug
STANDARD	M2021SS1W02	M2021SS1W01	Quick connect terminal changes to solder lug
STANDARD	M2022B2B3G02	M2022B2B3G01	Quick connect terminal changes to solder lug
STANDARD	M2022LL1W02	M2022LL1W01	Quick connect terminal changes to solder lug
STANDARD	M2022LL2G26	M2022LL2G13	Terminal and bracket pin length and style changes
STANDARD	M2022LL4A02/CUL	M2022LL1A01/CUL	Quick connect terminal changes to solder lug Metric thread (M6) changes to Inch (1/4-40) on the bushing. Mounting hardware comes with the switch
STANDARD	M2022RB1G01	M2022BB1G01	Lever shape changes
STANDARD	M2022RB1W01	M2022BB1W01	Lever shape changes
CUSTOM	M2022RB3W40/913/UC	N/A	Contact NKK Switches of America for possible options
STANDARD	M2022S2A2G26	M2022S2A2G13	Terminal and bracket pin length and style changes
STANDARD	M2022S2A2W23	M2022S2A2W13	Bracket shape changes
STANDARD	M2022S2A2W23/CUL	M2022S2A2W13/CUL	Bracket shape changes
STANDARD	M2022S2A2W23/U	M2022S2A2W13/U	Bracket shape changes
STANDARD	M2022SD4W01	M2022SD1W01	Metric thread (M6) changes to Inch (1/4-40) on the bushing. Mounting hardware comes with the switch
STANDARD	M2022SS1G05	M2022SS1G01	Terminal shape changes
STANDARD	M2022SS1W02	M2022SS1W01	Quick connect terminal changes to solder lug
STANDARD	M2022SS1W07	M2022SS1W01 or M2022SS1W03	Terminal shape changes (Wirewrap to solder lug or PC thru)
STANDARD	M2022SS2W15	M2022SS2W13	Terminal and bracket pin length changes

STANDARD	M2022SS2W23/UC	M2022SS2W13/UC	Bracket shape changes
STANDARD	M2022SS2W26	M2022SS2W13	Terminal and bracket pin length and style changes
CUSTOM	M2022X001	N/A	Contact NKK Switches of America for possible options
STANDARD	M2023BB1G02	M2023BB1G01	Quick connect terminal changes to solder lug
CUSTOM	M2023BB1G02-AT402S	M2023BB1G01-AT402S	Quick connect terminal changes to solder lug
STANDARD	M2023BB1W02	M2023BB1W01	Quick connect terminal changes to solder lug
CUSTOM	M2023BB1W02-AT402S	M2023BB1W01-AT402S	Quick connect terminal changes to solder lug
STANDARD	M2023Q2S1W01	M2023SS1W01	Lever shape changes
STANDARD	M2023SS1W02	M2023SS1W01	Quick connect terminal changes to solder lug
STANDARD	M2023SS1W08	M2023SS1W01 or M2023SS1W03	Terminal shape changes (Wirewrap to solder lug or PC thru)
STANDARD	M2023SS4W07	M2023SS4W01 or M2023SS4W03	Terminal shape changes (Wirewrap to solder lug or PC thru)
STANDARD	M2024BB1W02	M2024BB1W01	Quick connect terminal changes to solder lug
CUSTOM	M2024BB1W02-AT402S	M2024BB1W01-AT402S	Quick connect terminal changes to solder lug
STANDARD	M2024E2A2W23	M2024E2A2W13	Bracket shape changes
STANDARD	M2024RB3A01	M2024BB3A01	Lever shape changes
STANDARD	M2024S3S4W05	M2024S3S4W01	Terminal shape changes
CUSTOM	M2025RB3W40/913/UC	N/A	Contact NKK Switches of America for possible options
STANDARD	M2026QD1W03	M2026SD1W03	
STANDARD	M2028ES1W05	M2028ES1W01	Terminal shape changes
STANDARD	M2028Q2S1W01	M2028SS1W01	Lever shape changes
STANDARD	M2028RB1W01	M2028BB1W01	Lever shape changes
STANDARD	M2028RB3W02	M2028BB3W01	Terminal shape changes. Quick connect terminal changes to solder lug
STANDARD	M2028SS1W02	M2028SS1W01	Quick connect terminal changes to solder lug
STANDARD	M2028SS1W02-BG	M2028SS1W01-BG	Quick connect terminal changes to solder lug
STANDARD	M2029SS1W02	M2029SS1W01	Quick connect terminal changes to solder lug
STANDARD	M2032B2B3W02	M2032B2B3W01	Quick connect terminal changes to solder lug
STANDARD	M2032BB3W02	M2032BB3W01	Quick connect terminal changes to solder lug
STANDARD	M2032E2S1W02	M2032E2S1W01	Quick connect terminal changes to solder lug
STANDARD	M2032QS1W01	M2032SS1W01	Lever shape changes
STANDARD	M2032RB1W01	M2032BB1W01	Lever shape changes
STANDARD	M2032SS4W07	M2032SS4W01 or M2032SS4W03	Terminal shape changes (Wirewrap to solder lug or PC thru)
STANDARD	M2033SA1W08	M2033SA1W01 or M2033SA1W03	Terminal shape changes (Wirewrap to solder lug or PC thru)
STANDARD	M2038B2B1W02	M2038B2B1W01	Quick connect terminal changes to solder lug
CUSTOM	M2038B2B1W02-AT401A	M2038B2B1W01-AT401A	Quick connect terminal changes to solder lug
CUSTOM	M2038B2B1W02-AT401H	M2038B2B1W01-AT401H	Quick connect terminal changes to solder lug
CUSTOM	M2038B2B1W02-AT401S	M2038B2B1W01-AT401S	Quick connect terminal changes to solder lug
CUSTOM	M2038B2B1W02-AT4181	M2038B2B1W01-AT4181	Quick connect terminal changes to solder lug

STANDARD	M2042S2D1W02/UC	M2042S2D1W01/UC	Quick connect terminal changes to solder lug
STANDARD	M2042SA1W08	M2042SA1W01 or M2042SA1W03	Terminal shape changes (Wirewrap to solder lug or PC thru)
STANDARD	M2042SA2W23	M2042SA2W13	Bracket shape changes
STANDARD	M2048SS1W02	M2048SS1W01	Quick connect terminal changes to solder lug
STANDARD	M2112LEW02	M2112LEW01	Quick connect terminal changes to solder lug
STANDARD	M2112NFW02	M2112NFW01	Quick connect terminal changes to solder lug
STANDARD	M2112TCW02	M2112TCW01	Quick connect terminal changes to solder lug
STANDARD	M2112TFW02	M2112TFW01	Quick connect terminal changes to solder lug
STANDARD	M2113LFW02	M2113LFW01	Quick connect terminal changes to solder lug
STANDARD	M2113TCFW02	M2113TCFW01	Quick connect terminal changes to solder lug
CUSTOM	M2113TCFW02/M	M2113TCFW01/M	Quick connect terminal changes to solder lug
STANDARD	M2113TFW02	M2113TFW01	Quick connect terminal changes to solder lug
STANDARD	M2122TCFW02	M2122TCFW01	Quick connect terminal changes to solder lug
STANDARD	M2123LCFW02	M2123LCFW01	Quick connect terminal changes to solder lug
STANDARD	M2123LEW02	M2123LEW01	Quick connect terminal changes to solder lug
STANDARD	M2123LFW02	M2123LFW01	Quick connect terminal changes to solder lug
STANDARD	M2123TCFW02	M2123TCFW01	Quick connect terminal changes to solder lug
STANDARD	M2123TFG02	M2123TFG01	Quick connect terminal changes to solder lug